

GIVAS MR5160

Reclining Phlebotomy Chair Manually adjustable with gas-spring assistance

Features

- ▶ Highly finished white epoxy-coated steel chassis
- ▶ Gas-spring assisted manual operation of back and leg supports with synchronised movement
- ▶ Armrests are adjustable for height, tilt and rotation. They may be rigidly clamped in any position
- ▶ Back and leg rests are height and inclination adjustable with gas-spring assistance


Specifications

- Seat height 50cm



MR5160 Chair with wheels

MR2000 Spare Pad for Arm Rest



Accessories



MZ 5048
Paper holder



MZ 5059
Anatomic Headrest

DIMENSIONS

LENGTH	WIDTH	HEIGHT	WEIGHT
170cm	80cm	125cm	35kg

UPHOLSTERY COLOURS:

Please specify code and colour when ordering.

008728 GRAU	008731 SAFRAN	008726 MELONE	008722 ROT	010682 ORANGE
014129 PISTAZIE	014128 AZUR	008721 DELFT	008716 SCHWARZ	

*This item is delivered cased and palletised.

THIS CHAIR IS FOR MEDIUM USAGE
(1-100 PATIENTS PER DAY)
Max. patient weight: 23 stone (150kg)

Patients should avoid using the chair arms for support when leaving the chair.

ZAP11601

Features

- ▶ The seat, the leg rest and the backrest are molded out of cold-foamed integral polyurethane (fireproof) and this allows the maximum comfort for patient in order to prevent decubitus ulcers.
- ▶ Backrest is equipped with push handle.
- ▶ Synchronized bilateral control for backrest and leg rest through gas-spring.
- ▶ Armrests are padded and upholstered, shaped for a better position of the arms and adjustable in all positions
- ▶ Four steel feet with end part made of non-slip plastic
- ▶ All materials are treated with anti-bacterial additive INTERPON.
- ▶ ANTI-SHOCK or TRENDELENBERG position:
 - Backrest from -5° to +100°
 - Leg-rest from -90° to +14°

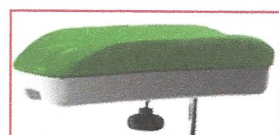
Reclining Phlebotomy Chair

The armchair is entirely made of tubular steel varnished with epoxy powders which allow high mechanical, chemical and corrosion resistance. The backrest has a steel structure, while the leg rest and seat are made of solid anti-humidity multilayer beech-wood panels, consisting of several sheets and wood fibres.

ZAP11601



MR2000 Spare Pad for Arm Rest



MZ5048
Paper holder

UPHOLSTERY COLOURS:
Please specify colour when ordering.

VANILLE	SAFRAN	ORANGE	RÖT	DELFT
TÜRKIS	AZUR	PARAKEET	PISTAZIE	GRAU

*This item is delivered cased and palletised.

DIMENSIONS			
WIDTH	LENGTH	DEPTH	WEIGHT
72cm	90cm	123cm	35Kg
with backrest down			
72cm	174.5cm	72cm	35Kg

SAFE WORKING LOAD 150Kg

AP1164

Reclining Phlebotomy Chairs

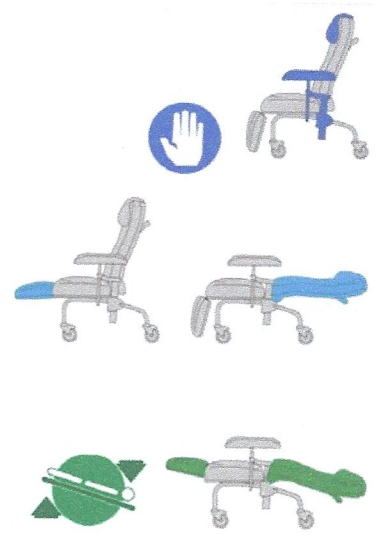
Reclining Phlebotomy Chair

The armchair is entirely made of tubular steel varnished with epoxy powders dried at a temperature of 250°. The backrest has a steel structure, while the leg rest and seat are made of solid anti-humidity multilayer beech-wood panels, consisting of several sheets and wood fibres.

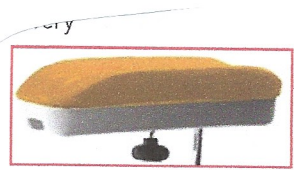
Features

- ▶ The seat, the leg rest and the backrest are padded following different thickness and are upholstered with imitation leather which is fireproof class 1 IM, washable and disinfectable.
- ▶ Backrest is equipped with push handle.
- ▶ Synchronized bilateral control for backrest and leg rest through gas-spring.
- ▶ Armrests are padded and upholstered, shaped for a better position of the arms and adjustable in all positions
- ▶ ANTI-SHOCK or TRENDELENBERG position:
 - Backrest from -5° to +100°
 - Leg-rest from -90° to +14°

AP1164



MR2000 Spare Pad for Arm Rest



MZ5048
Paper holder

*Available with 2 or 4 braked wheels (2 as standard)

UPHOLSTERY COLOURS:
Please specify colour when ordering.

VANILLE	SAFRAN	ORANGE	ROT	DELFT
TÜRKIS	AZUR	PARAKEET	PISTAZIE	GRAU

*This item is delivered cased and palletised.

DIMENSIONS

WIDTH	LENGTH	DEPTH	WEIGHT
72cm	90cm	123cm	35Kg
with backrest down			
72cm	174.5cm	72cm	35Kg

SAFE WORKING LOAD 150Kg

Reclining Phlebotomy Chair

Hydraulic operation


The armchair is entirely made of tubular steel varnished with epoxy powders dried at a temperature of 250°. The backrest has a steel structure, while the leg rest and seat are made of solid anti-humidity multilayer beech-wood panels, consisting of several sheets and wood fibres.



AP1180



MR2000 Spare Pad for Arm Rest



Features

- ▶ The seat, the leg rest and the backrest are padded following different thickness and are upholstered with imitation leather which is fireproof class 1 IM, washable and disinfected.
- ▶ Backrest is equipped with push handle.
- ▶ Synchronized bilateral control for backrest and leg rest through gas-spring.
- ▶ Armrests are padded and upholstered.
- ▶ ANTI-SHOCK or TRENDELENBERG position:
 - Backrest from -5° to +100°
 - Leg-rest from -90° to +14°

*Available with 2 or 4 braked wheels (2 as standard)

UPHOLSTERY COLOURS:
Please specify colour when ordering.

VANILLE	SAFRAN	ORANGE	ROT	DELFT
TÜRKIS	AZUR	PARAKEET	PISTAZIE	GRAU

*This item is delivered cased and palletised.

DIMENSIONS			
WIDTH	LENGTH	DEPTH	WEIGHT
72cm	90cm	123cm	35Kg
with backrest down			
72cm	174.5cm	72cm	35Kg

SAFE WORKING LOAD 150Kg

AP1179

Reclining Phlebotomy Chair
Electric operation


The armchair is entirely made of tubular steel varnished with epoxy powders which allow high mechanical, chemical and corrosion resistance. The backrest has a steel structure, while the leg rest and seat are made of solid anti-humidity multilayer beech-wood panels, consisting of several sheets and wood fibres.

Features


- ▶ The seat, the leg rest and the backrest are molded out of cold-foamed integral polyurethane (fireproof) and this allows the maximum comfort for patient in order to prevent decubitus ulcers.
- ▶ Backrest is equipped with push handle.
- ▶ Armrests are padded and upholstered.
- ▶ All materials are treated with anti-bacterial additive INTERPON.
- ▶ ANTI-SHOCK or TRENDELENBERG position:
 - Backrest from -5° to +100°
 - Leg-rest from -90° to +14°



AP1179



MR2000 Spare Pad for Arm Rest



*Available with 2 or 4 braked wheels (2 as standard)

UPHOLSTERY COLOURS:
Please specify colour when ordering.

VANILLE	SAFRAN	ORANGE	ROT	DELFT
TÜRKIS	AZUR	PARAKEET	PISTAZIE	GRAU

*This item is delivered cased and palletised.

DIMENSIONS			
WIDTH	LENGTH	DEPTH	WEIGHT
72cm	90cm	123cm	35Kg
with backrest down			
72cm	174.5cm	72cm	35Kg

SAFE WORKING LOAD 150Kg

Reclining Phlebotomy Chair Manually adjustable

Chair shown in upright position

Features

- ▶ Manual adjustment between upright and horizontal positions
- ▶ Armrests are adjustable for height, tilt and rotation. They may be rigidly clamped in any position or removed entirely
- ▶ Optional set of 4 wheels (2 lockable) are available for ease of movement

Specifications

- Chromed steel frame
- Back and leg rests are manually operated
- Seat height 62cm (with or without wheels)
- Length of seat extended:165cm

21180 CHAIR



Optional set of 4 wheels (2 lockable):

DIMENSIONS

LENGTH	WIDTH	HEIGHT	WEIGHT
80cm	60cm	135cm	25kg

UPHOLSTERY COLOURS:

Please specify code and colour when ordering.

61	63	66	67	71	81
82	83	84	85	86	87

*This item is delivered cased and palletised.

THIS CHAIR IS FOR LIGHT USAGE
(1-50 PATIENTS PER DAY)

Max. patient weight: 20 stone (127kg)

Patients should avoid using the chair arms for support when leaving the chair.



Reclining Phlebotomy Chair

Manually adjustable with headrest

Features

- ▶ Fitted with cushioned headrest and contoured seating for extra comfort and security
- ▶ Manual adjustment between upright and horizontal positions
- ▶ Armrests are adjustable for height, tilt and rotation. They may be rigidly clamped in any position or removed entirely
- ▶ Optional set of 4 wheels (2 lockable) are available for ease of movement

Specifications

- Chromed steel frame
- Back and leg rests are manually operated
- Seat height 62cm (with or without wheels)
- Length of seat extended: 165cm

Ergonomic contoured upholstery & headrest



21182 Chair



Optional set of 4 wheels (2 lockable):

DIMENSIONS			
LENGTH	WIDTH	HEIGHT	WEIGHT
80cm	60cm	135cm	25kg

UPHOLSTERY COLOURS:

Please specify code and colour when ordering.

61	63	66	67	71	81
82	83	84	85	86	87

*This item is delivered cased and palletised.

THIS CHAIR IS FOR LIGHT USAGE
(1-50 PATIENTS PER DAY)

Max. patient weight: 20 stone (127kg)

Patients should avoid using the chair arms for support when leaving the chair.


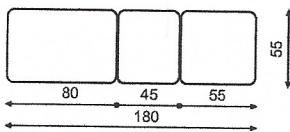
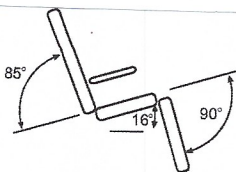
Reclining Phlebotomy Chair

Hydraulic operation

Features

- ▶ Hydraulic height operation
- ▶ Extremely strong steel mainframe
- ▶ Armrests are fully adjustable
- ▶ Achieves Trendelenburg position
- ▶ Concealed lockable wheels
- ▶ Steel structure with epoxy coating
- ▶ Backrest and footrest gas-spring operated
- ▶ Electric reclining seat
- ▶ Adjustable armrests
- ▶ Hydraulic adjustable height from 55cm to 85cm

21255 Chair



DIMENSIONS

LENGTH	WIDTH	WEIGHT
180cm	55cm	45kg

*This item is delivered cased and palletised.

UPHOLSTERY COLOURS:

Please specify code and colour when ordering.

61	63	66	67	71	81
82	83	84	85	86	87

THIS CHAIR IS FOR MEDIUM-HEAVY USAGE
(1-100 PATIENTS PER DAY)

Max. patient weight: 23 stone (150kg)

Patients should avoid using the chair arms for support when leaving the chair.



Reclining Phlebotomy Chair

Electric operation

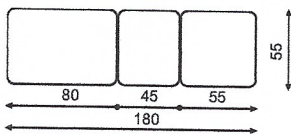
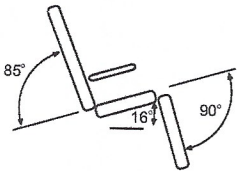
Features

- ▶ Electric height operation
- ▶ Extremely strong steel mainframe
- ▶ Armrests are fully adjustable
- ▶ Achieves Trendelenburg position
- ▶ Concealed lockable wheels

Specifications

- Painted steel frame
- Height is electrically adjusted from 55cm to 85cm
- Back and leg rest adjustments are gas-spring assisted

21250 Chair



DIMENSIONS

LENGTH	WIDTH	WEIGHT
180cm	55cm	35kg



21250	180	80	55-85	35	0,84
21255	180	80	55-85	45	0,84

UPHOLSTERY COLOURS:

Please specify code and colour when ordering.

61	63	66	67	71	81
82	83	84	85	86	87

*This item is delivered cased and palletised.

THIS CHAIR IS FOR HEAVY USAGE
(1-200 PATIENTS PER DAY)

Max. patient weight: 30 stone (200kg)

Patients should avoid using the chair arms for support when leaving the chair.

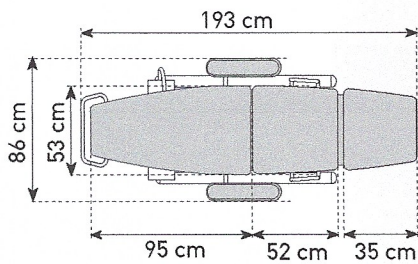
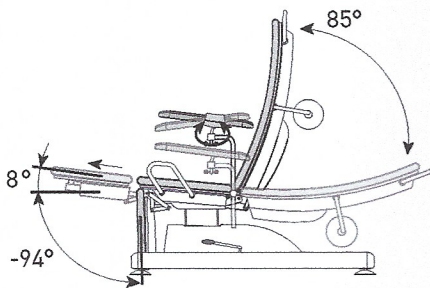
NOVAK BON-R

Reclining Phlebotomy Chair

A new innovation in phlebotomy chairs

- ▶ Patients settle easily thanks to low chair position and support handles
- ▶ Self-adjustable armrests are comfortable and pleasant to touch as well as easy to clean and maintain
- ▶ The chair is easily set into trendelenburg position by a shock lever. The lever is pushed by foot so that hands stay free to help the patient
- ▶ Individually lockable castors (125mm)
- ▶ Synchronised hydraulic back and leg section

BON-R with wheels



DIMENSIONS

SITTING HEIGHT	WEIGHT
46cm	90kg

UPHOLSTERY COLOURS:

Please specify code and colour when ordering.

56009 BEIGE	56051 YELLOW	56054 DEEP RED	56080 PEACH	56036 JADE
56048 LIME	56037 LAVENDER	56041 PETROL BLUE	56066 NAVY BLUE	56032 MID GREY

*This item is delivered cased and palletised.

THIS CHAIR IS FOR HEAVY USAGE
(1-200 PATIENTS PER DAY)


Max. patient weight: 45 stone (300kg)

Patients should avoid using the chair arms for support when leaving the chair.

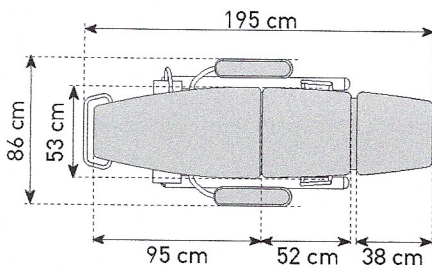
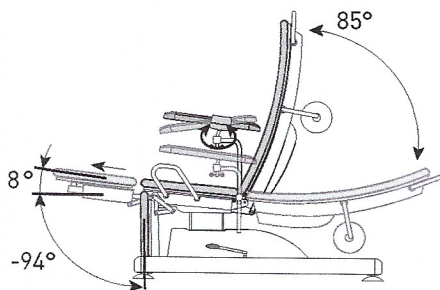
Reclining Phlebotomy Chair Electrically operated

A new innovation in phlebotomy chairs

- ▶ Patients settle easily thanks to low chair position and support handles
- ▶ Self-adjustable armrests are comfortable and pleasant to touch as well as easy to clean and maintain
- ▶ Individually lockable castors (125mm)
- ▶ Electric synchronised back and leg section



TYN-SIN-LE-R with wheels



DIMENSIONS	
SITTING HEIGHT	WEIGHT
48cm to 88cm	105kg



UPHOLSTERY COLOURS:

Please specify code and colour when ordering.

56009 BEIGE	56051 YELLOW	56054 DEEP RED	56080 PEACH	56036 JADE
56048 LIME	56037 LAVENDER	56041 PETROL BLUE	56066 NAVY BLUE	56032 MID GREY

*This item is delivered cased and palletised.

THIS CHAIR IS FOR HEAVY USAGE
(1-200 PATIENTS PER DAY)
Max. patient weight: 30 stone (200kg)

Patients should avoid using the chair arms for support when leaving the chair.